

# Vein Probe iiSM Series

## Revolutionary and Comprehensive Vein Illumination



The Vein Probe is the only vein viewer of its kind that is suited for multiple care areas. The Vein Probe can be used in venipuncture, blood draw, IV procedures as well as in cosmetic and dermatology procedures. Locating veins is the first step to a successful procedure. The Vein Probe is non-invasive and utilizes a unique high-definition infrared vein detection technology which reveals the location and pattern of blood vessels.

# Vein Probe

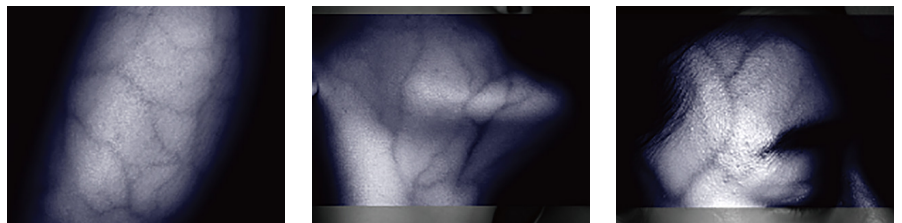


MULTIPLE CARE AREAS	MULTIPLE CONFIGURATIONS	PROVEN TECHNOLOGY
<ul style="list-style-type: none"> <li>▪ Blood Collection</li> </ul>	<ul style="list-style-type: none"> <li>▪ Hand Held</li> </ul>	<ul style="list-style-type: none"> <li>▪ Near Infrared</li> </ul>
<ul style="list-style-type: none"> <li>▪ Intravenous Injection</li> </ul>	<ul style="list-style-type: none"> <li>▪ Desk/Table Mounted</li> </ul>	<ul style="list-style-type: none"> <li>▪ High Definition</li> </ul>
<ul style="list-style-type: none"> <li>▪ Cosmetic Procedures</li> </ul>	<ul style="list-style-type: none"> <li>▪ Rolling Stand Mounted*</li> </ul>	<ul style="list-style-type: none"> <li>▪ Auto Brightness</li> </ul>
<ul style="list-style-type: none"> <li>▪ Dermatologic Procedures</li> </ul>	<p><i>*with full articulation</i></p>	<ul style="list-style-type: none"> <li>▪ 1x-4x Magnification</li> </ul>





The Vein Probe iiSM -C model offers a 10 inch HD touch screen with rotating camera that reveals the patient's vein pattern in real time. The iiSM -C model can be handheld or mounted on our fully articulating rolling stand for an easy positioning hold over the patient.



**SPECIFIC AREAS: CALF, CHIN AND TEMPLE**

Optimized for various treatments the Vein Probe creates confidence in many different procedures. The Vein Probe can be used on all types of patients regardless of skin tone. Unlike other vein location devices, the Vein Probe can be used on multiple areas of the body.


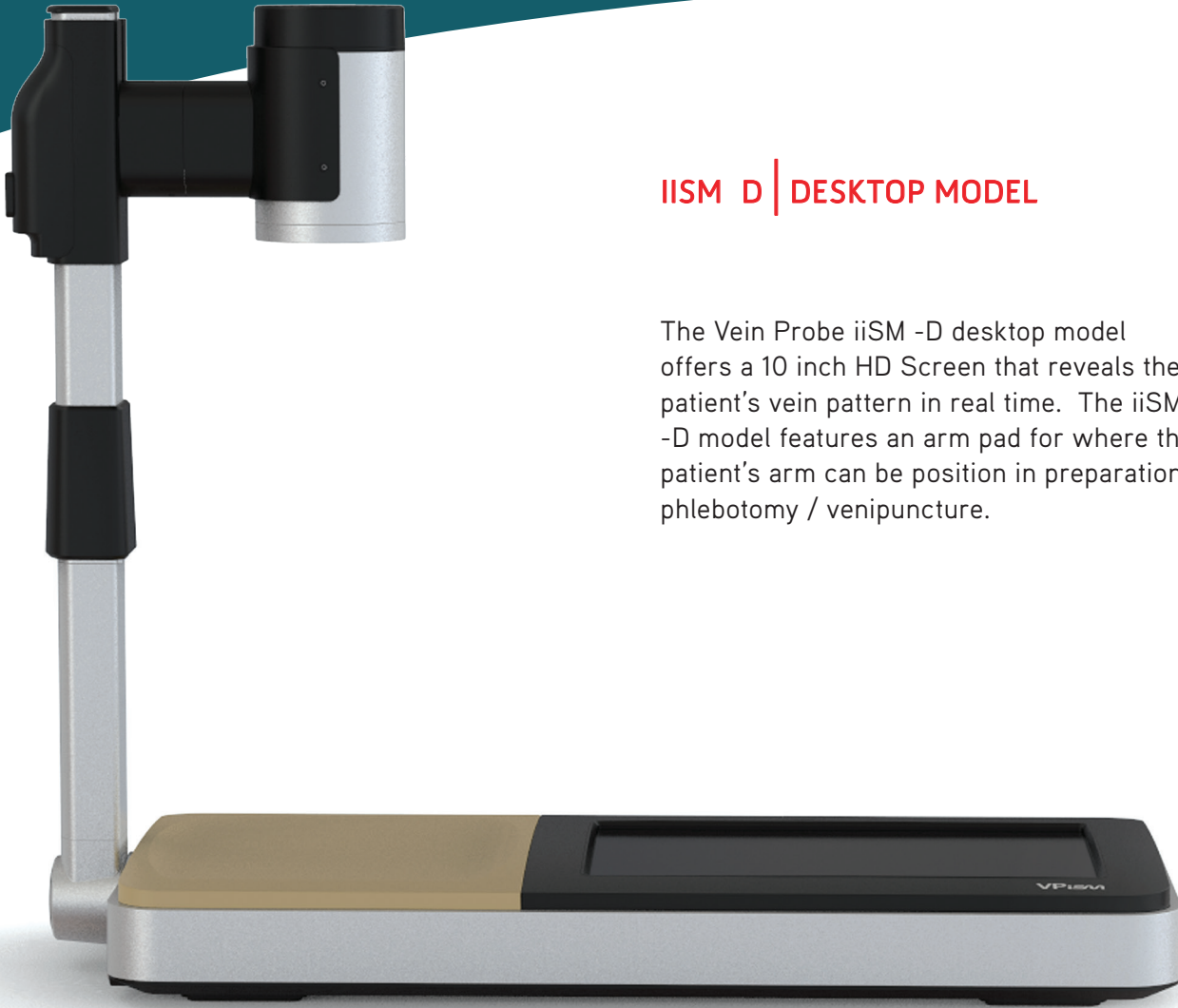
**iiSM C | COSMETIC PROCEDURE MODEL**



# Vein Probe

## iiSM -D | DESKTOP MODEL

The Vein Probe iiSM -D desktop model offers a 10 inch HD Screen that reveals the patient's vein pattern in real time. The iiSM -D model features an arm pad for where the patient's arm can be position in preparation for phlebotomy / venipuncture.



The infrared camera is mounted above the arm pad and can be adjusted for height and angle.



## Technical Specifications

<b>PROBE TARGET:</b>	Subcutaneous blood vessels of various patients (including capillaries)	<b>OPERATION METHOD:</b>	Touchscreen User Interface
<b>DETECTION METHOD:</b>	Non-invasive infrared technology	<b>AUTOMATIC ADJUSTMENT:</b>	Adjusts the brightness automatically based on the targeted vein
<b>DETECTION DEPTH:</b>	Max 10 mm	<b>EXPANDED LIGHT:</b>	Shows veins pattern more clearly by utilizing a specialized light source
<b>MAGNIFICATION FUNCTION:</b>	1x, 2x, and 4x	<b>RECHARGEABLE BATTERY:</b>	Continuous running time: 1.5 hours

**ACCESSORIES:** Rolling stand with articulating arm, expanded light sources.



■ Rolling Stand



■ Light Expander for face (Nasal)



■ Light Expander for body

# Vein Probe iiSM Series

Revolutionary and Comprehensive Vein Illumination



**Outpatient Supply**  
Connect. Share. Advancing Care.

**OUTPATIENT SUPPLY**  
12151 62nd St N #1  
Largo FL, 33773 USA

Phone: 1-727-531-8434  
E-Mail: [sales@outpatientsupply.com](mailto:sales@outpatientsupply.com)  
Web: [www.outpatientsupply.com](http://www.outpatientsupply.com)